



**KNOX**

**COSHOCTON**

**LICKING**

**GUERNSEY**

**MUSKINGUM**

**PERRY**

CENTRAL OHIO

TASK FORCE

DRUG ENFORCEMENT

# Central Ohio Drug Enforcement Task Force

## 2018 Statistics

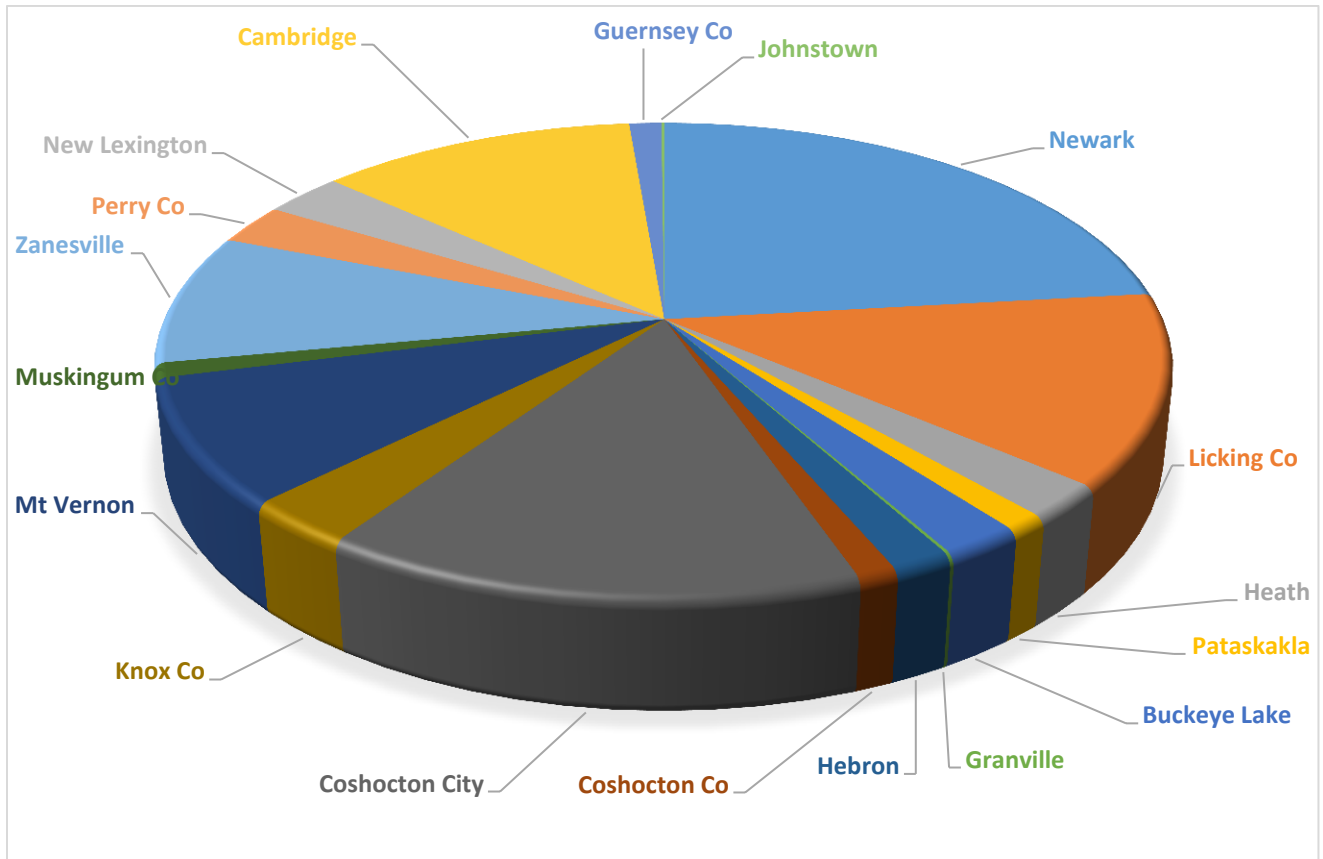


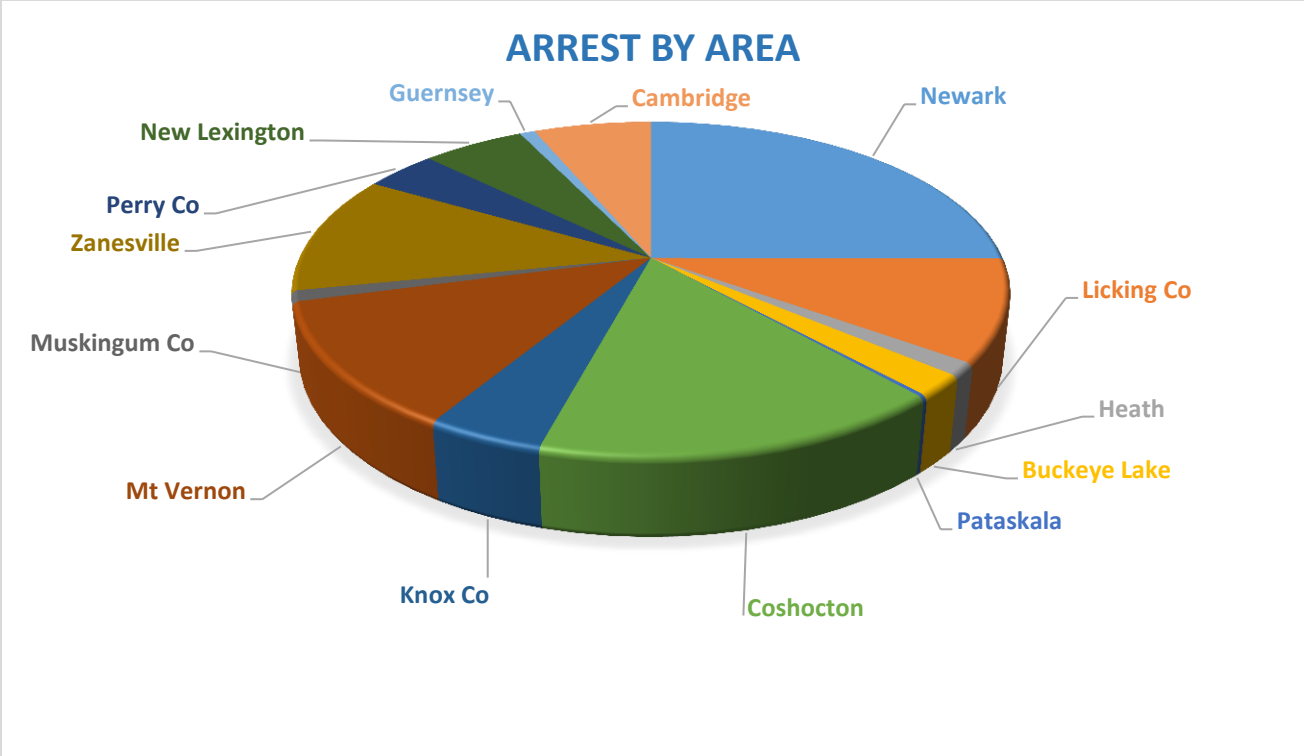
### Case Statistics:

Cases opened by area:	<u>2016</u>	<u>2017</u>	<u>2018</u>
Newark:	260	272	211
Licking County:	119	80	118
Buckeye Lake:	07	11	20
Granville:	10	03	01
Heath:	29	25	21
Hebron:	08	04	15
Johnstown:	07	16	01
Pataskala:	26	16	10
Utica:	04	05	05
Coshocton County:	08	08	10
Coshocton:	84	151	135
Guernsey County:	00	02	11
Cambridge:	00	17	109
Knox County:	12	37	28
Mt. Vernon:	52	63	77
Muskingum County:	13	07	09
Zanesville:	158	94	81
Perry County:	49	53	25
New Lexington:	49	30	27

Total:	2016	2017	2018
Total Cases Opened:	918	898	942
Cases Closed:	716	772	925

### CASES BY AREA





### Arrest Statistics

Arrest by Area:	2016	2017	2018	Arrest by Degree:			
Newark:	106	153	122	F-1:	33	50	45
Licking County:	39	23	48	F-2:	68	77	111
Buckeye Lake:	05	04	10	F-3:	127	169	214
Johnstown:	02	06	03	F-4:	81	89	150
Heath:	18	10	06	F-5:	304	310	349
Hebron:	01	05	06	M-1:	32	65	24
Pataskala:	04	08	01	M-2:	29	28	04
Utica:	00	02	01	M-4:	75	53	28
Granville:	01	01	--	M-M:	41	30	15

Coshocton County:	01	00	02
Coshocton:	24	41	75
Guernsey County:	00	03	04
Cambridge:	00	11	31
Knox County:	06	10	22
Mt. Vernon:	10	26	59
Muskingum County:	09	04	05
Zanesville:	108	96	56
Perry County:	46	59	19
New Lexington:	51	28	27

### Arrest by Charge

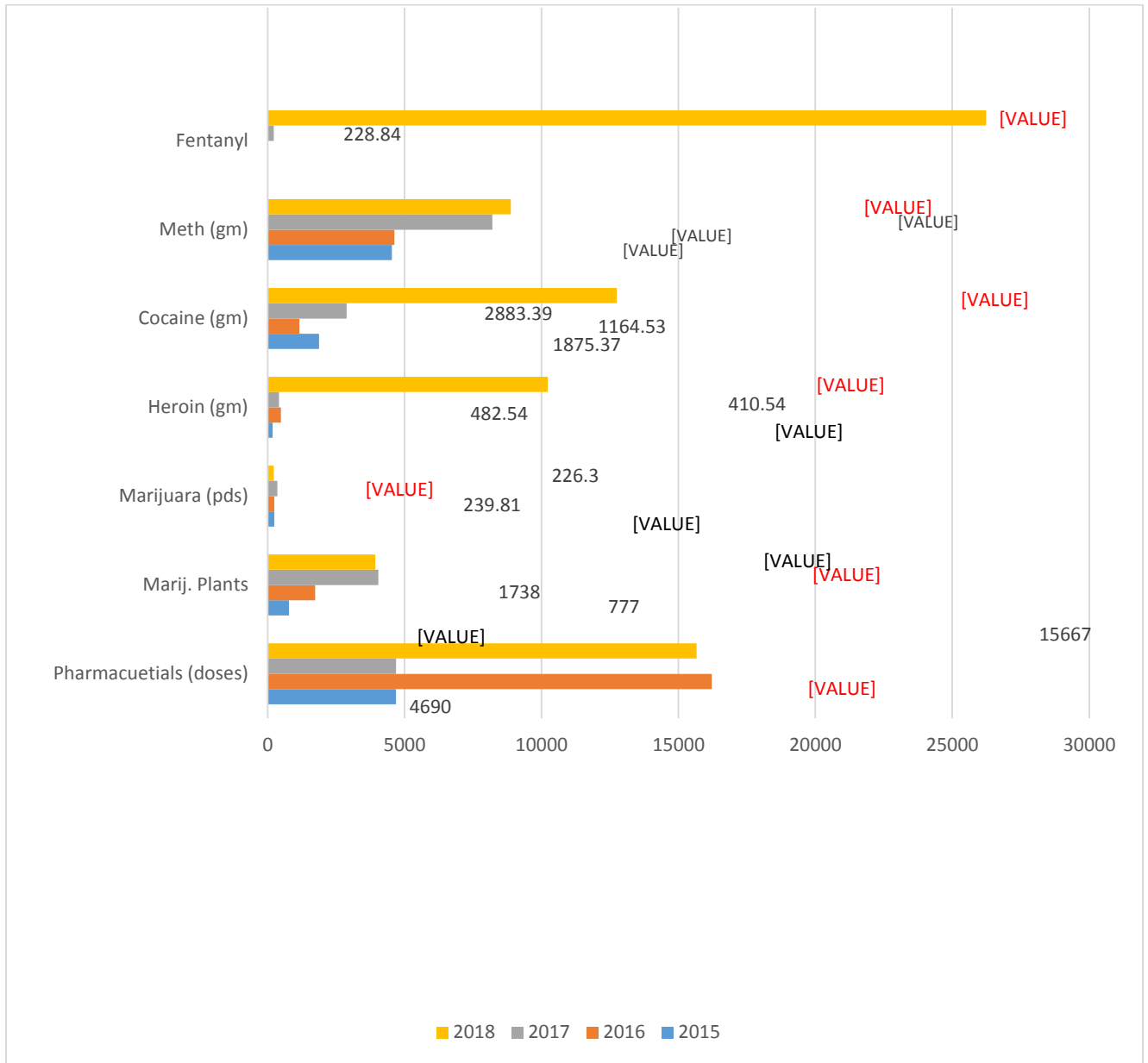
	<u>2015</u>	<u>2016</u>	<u>2017</u>	<u>2018</u>
1. Possession of Meth:	81	150	172	203
2. Trafficking in Meth:	55	76	98	191
3. Trafficking in Heroin:	33	20	46	62
4. Possession of Heroin:	36	63	40	58
5. Possession of Prescription Drugs:	47	71	48	43
6. Trafficking in Prescription Drugs:	52	27	20	35
7. Possession of Cocaine:	21	45	36	26
8. Possession of Drug Paraphernalia:	10	78	46	26
9. Trafficking in Cocaine:	34	20	38	25
10. Possession of Marijuana:	21	45	35	24
11. Illegal Manufacture of Drug:	18	07	09	18
12. Trafficking in Marijuana:	21	13	31	17
13. Permitting Drug Abuse:	06	15	20	13
14. Possession of Fentanyl	--	--	06	14
15. Trafficking in Fentanyl	--	--	04	14
16. Possession of Drug Instr.:	07	31	35	10
17. Possession of MDMA	--	--	01	09
18. Trafficking in Counterfeit	05	02	04	07
19. Trafficking in MDMA	--	--	01	07
20. Trafficking in L.S.D.:	02	02	02	06
21. Possession of Hashish	01	03	01	04
22. Trafficking in Crack Cocaine	--	--	02	04
23. Cultivation:	15	15	19	04

24. Illegal Assembly of Chemicals:	28	13	11	02
25. Trafficking in Psilocybin	--	--	00	03
26. Possession of Psilocybin	--	--	00	02
27. Improper Handling Firearm Motor Vehicle:	02	03	07	02
28. Possession Of Crack Cocaine	--	--	03	02
29. Possession of Carfentanil	--	--	01	--

	<u>2015</u>	<u>2016</u>	<u>2017</u>	<u>2018</u>
Warrant Arrest:	08	27	52	27
Weapons Under Disability	--	22	23	25
Tampering W/Evidence:	15	06	13	17
Pattern of Corrupt Activity:	05	02	12	05
Illegal Conveyance:	03	04	10	10
Driving Under Suspension	--	--	10	--
Child Endangering	--	--	08	04
Complicity to Agg. Trafficking:	01	01	07	02
Obstructing	--	07	07	01
Failure to Comply	--	--	--	06
Receiving Stolen Property	--	05	05	09
Poss. Of Criminal Tools	--	--	04	06
Falsification	--	04	--	--
Resisting Arrest	--	04	03	02
Corrupting	02	03	02	03
Possession of Dangerous Drug	--	--	02	01
Money Laundering	--	01	02	03
Theft of Drugs:	03	01	02	--
Carrying Concealed Weapon:	01	04	01	01
Intimidation:	03	02	01	--
Involuntary Manslaughter	00	02	01	--

OMVI	--	--	--	03
Participating in a Criminal Gang	--	--	00	02
Disorderly Conduct	--	--	01	--
Escape	--	--	01	01
Felony Assault	--	--	01	--
Forgery	--	--	01	--
Funding Drug Trafficking	--	--	01	--

## Seizure Four year Comparison





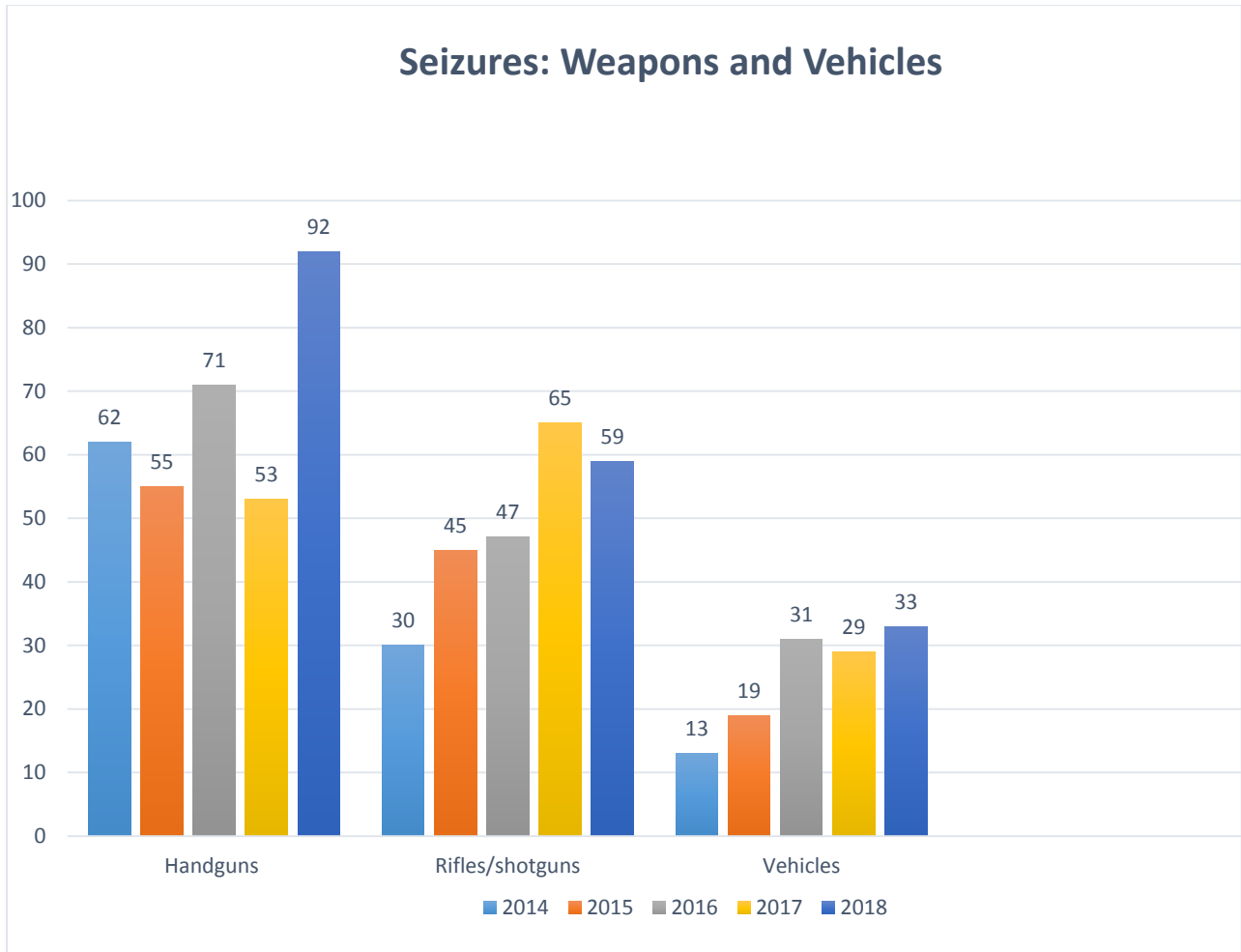
## Seizure Statistics

<u>Drug:</u>	<u># of Seizures</u>	<u>Quantity</u>	<u>Value</u>
Meth (Ice)	462	8,885.44 grams	\$347,128.00
Heroin	211	10,227.13grams**	\$617,555.80
Cash	119	\$447,320.56	
Marijuana	115	102,770.01 grams	\$276,895.00
Pharmaceuticals	103	1,401 doses	\$10,919.00
Alprazolam	--	14,266 *	\$212,265.00
Weapons	87	151 each	UNK.
Cocaine	53	12,755.49grams	\$649,591.00
Fentanyl	30	822.07 grams	\$36,736.00
Fentanyl	01	25,408.74grams***	\$1,560,524.00
Vehicles	25	33 each	UNK.
MDMA	23	400 doses/54.36 grams	\$2,530.00
Marijuana Plants	16	3,928 each	UNK.
Crack Cocaine	15	9.72 grams	\$1,470.00
LSD	14	95 doses/1.59 grams	\$930.00
Hashish	11	495.06 grams	\$8,903.00
Ketamine	10	1,175.65 grams	\$80,100.00
Psilocybin	10	1,114.15 grams	\$800.00
Total number of seizures	1,305	with an est. street value of	\$3,806,346.00

\* 13,609 Alprazolam seized from one case working with US Postal.

\*\* 9,596.08 grams of Heroin seized from one seizure assisting DEA with K9 search.

\*\*\* 25,408.74 grams of Fentanyl seized from one seizure assisting DEA with a K-9 search.



## Criminal Interdiction 2018

730 Total incidents / stops

155 cases opened

87 Closed Arrests

Seizures:

Drug: ..... 167    Cash: ..... 26    Weapons: ..... 06    Vehicles:..... 03